

Orona 3G 2025

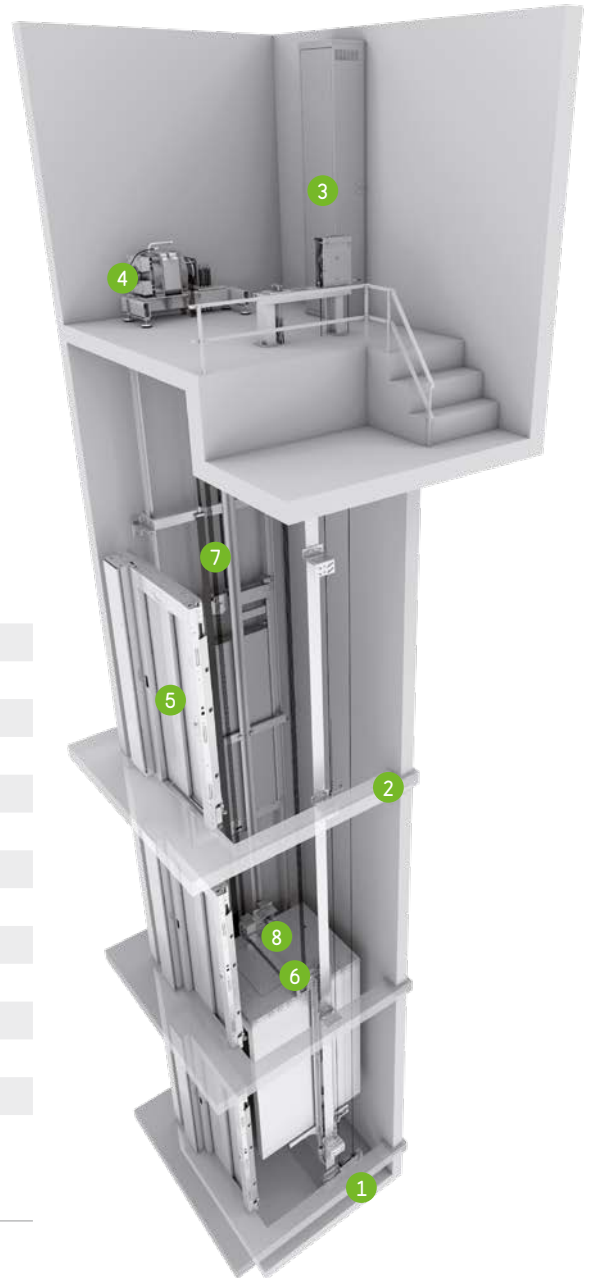
Machine-room above electrical gearless solutions

With the latest direct drive technology in public buildings.
Less noise and more accessible maintenance.
The customised solution with a machine room and the latest technology.

General specifications

Load	320 to 1,000 kg
Capacity	4 to 13 persons
Speed	1 - 1.6 m/s
Maximum travel	50 - 60 m
Maximum floors served	16 - 21 floors
Entrances	1 front / 2 open through
Drive system	Direct gearless
Controller	ARCA II controller, low energy microprocessor
Door types	Automatic side-opening / Automatic central-opening
Clear door opening	From 800 to 1,500 mm (in 100 mm increments)
Door height	2,000 / 2,100 / 2,200 / 2,300
Car dimensions	Parametric car dimensions
Internal car height	2,100 / 2,200 / 2,300 / 2,400
Aesthetic solutions	PR1 / PR2 / PR3 / PR4 / PR5 PS1 / PS2 / PS3 / PS4 / PS5 / PS6 / PS7 / PS8 / PS9 / Orona 3G Public Plus

Standard Optional



1 ACCESSIBLE SPACE BELLOW THE PIT

Adapts the lift to suit buildings which have an accessible space below the pit (optional).



2 PARAMETRIC/FLEXIBLE

Flexible car and door configurations ensure available shaft dimensions to meet the requirements of the lift well (optional).



3 MACHINE-ROOM

A traditional solution simplifying lift maintenance.



4 DRIVE

Compact, quiet, gearless, energy efficient, speed regulated (VVVF) permanent magnet electric motor.



5 SOLID DOORS

Extra robust doors with reduced sound levels inside and outside the lift and which are specially constructed for high volume passenger traffic.



6 AUTOMATIC RESCUE SYSTEM

With floor level indication to ensure fast, efficient and safe evacuation of passengers in the event of an emergency. As an option, the system can incorporate a fully-automatic rescue device to evacuate passengers in the event of a power failure.



7 TRACTION ROPES

Orona small diameter ropes replace traditional steel ropes. As a result of their lighter weight, longer lifespan and greater flexibility, it is possible to use a more compact, efficient and eco-friendly gearless machine.



8 TWO-WAY COMMUNICATIONS

Between the lift and the emergency 24-hour Service Call Centre according to EN 81-28.



ECO-EFFICIENCY



ADAPTABILITY



DESIGN AND ACCESSIBILITY



CONTROL AND SAFETY

Orona 3G 2026

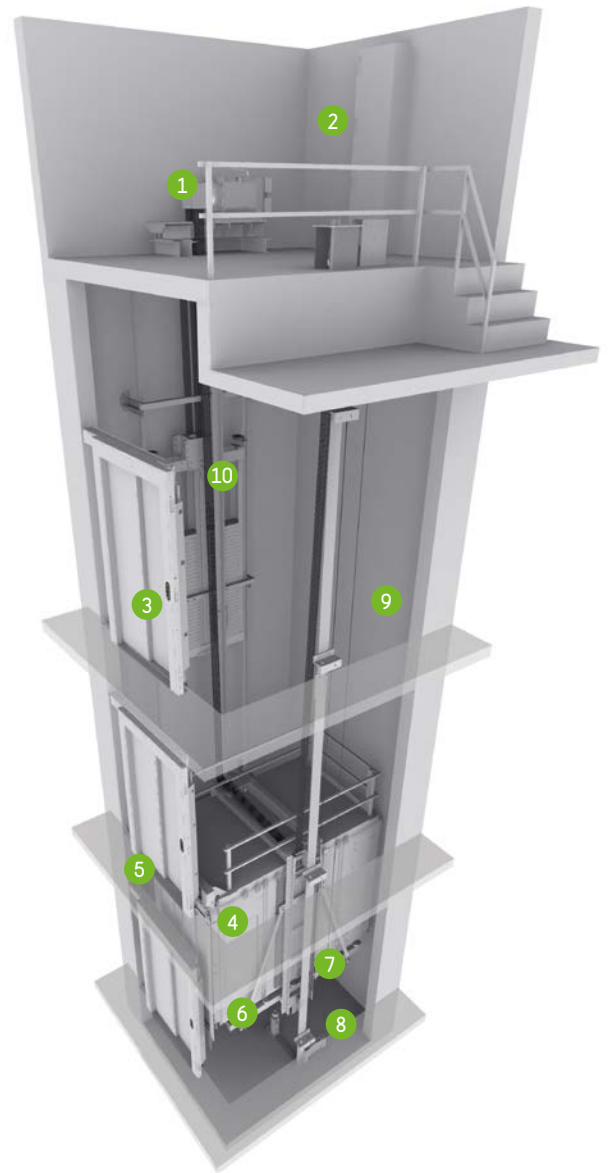
Machine-room above electrical gearless solutions

With the latest direct drive technology in public buildings. Less noise and more accessible maintenance. The robust solution with machine room and the latest technology for heavy traffic.

General specifications

Load	630 to 1,600 kg
Capacity	8 to 21 persons
Speed	1 - 1.6 m/s
Maximum travel	50 - 75 m
Maximum floors served	32 floors
Entrances	1 front / 2 open through
Drive system	Direct gearless
Controller	ARCA II controller, low energy microprocessor
Door types	Automatic side-opening / Automatic central-opening
Clear door opening	From 800 to 1,600 mm (in 100 mm increments)
Door height	2,000 / 2,100 / 2,200 / 2,300
Car dimensions	Parametric car dimensions
Internal car height	2,100 / 2,200 / 2,300 / 2,400
Aesthetic solutions	PR1 / PR2 / PR3 / PR4 / PR5 PS1 / PS2 / PS3 / PS4 / PS5 / PS6 / PS7 / PS8 / PS9 / Orona 3G Public Plus

Standard Optional



- | | | | | |
|---|---|--|--|--|
| <p>1 DRIVE</p> <p>Compact, quiet, gearless, energy efficient, speed regulated (VVVF) permanent magnet electric motor.</p> <p></p> | <p>2 MACHINE-ROOM</p> <p>A traditional solution simplifying lift maintenance.</p> <p></p> | <p>3 SOLID DOORS</p> <p>Extra robust doors with reduced sound levels inside and outside the lift and which are specially constructed for high volume passenger traffic.</p> <p></p> | <p>4 TWO-WAY COMMUNICATIONS</p> <p>Between the lift and the emergency 24-hour Service Call Centre according to EN 81-28.</p> <p></p> | <p>5 AUTOMATIC RESCUE SYSTEM</p> <p>With floor level indication to ensure fast, efficient and safe evacuation of passengers in the event of an emergency. As an option the system can incorporate a fully automatic rescue device to evacuate passengers in the event of a power failure.</p> <p></p> |
| <p>6 CARS</p> <p>Reinforced wall panels and flooring provides durability for heavy duty usage. Flexible configurations offering optimum car and door dimensions.</p> <p></p> | <p>7 ROBUST LIFT CAR</p> <p>Provides greater comfort during lift travel, with reduced vibration and noise.</p> <p></p> | <p>8 ACCESSIBLE SPACE BELOW THE PIT</p> <p>Adapts the lift to suit buildings which have an accessible space below the pit (optional).</p> <p></p> | <p>9 PARAMETRIC/FLEXIBLE</p> <p>Flexible car and door configurations ensure available shaft dimensions can be optimised (optional).</p> <p></p> | <p>10 TRACTION ROPES</p> <p>Orona small diameter ropes replace traditional steel ropes. As a result of their lighter weight, longer lifespan and greater flexibility, it is possible to use a more compact, efficient and eco-friendly gearless machine.</p> <p></p> |

Reference Packs



DR1




DR2



DR3



DR4



DR5



DR6



DR7



DR8

Selection Packs



DS1



DS2



DS3



DS4



DS5

Orona 3G Domo Packs

REFERENCE PACKS

SELECTION PACKS

DR1 DR2 DR3 DR4 DR5 DR6 DR7 DR8 DS1 DS2 DS3 DS4 DS5

CEILING AND LIGHTING

MODEL	LED	UP17			•			•						
		UP19	•			•	•		•	•				
		UP23		•										
	LED Spots	UP31									•			
UP37		•	•	•	•	•	•	•	•	•	•	•	•	
	LED panel (200 x 200 mm)	UP41								•				
CEILING MATERIAL	ST01 St St Base		•	•	•	•	•	•	•	•	•	•	•	
	ST02 St St Plus		•	•	•	•	•	•	•	•	•	•	•	
OTHERS	Automatic lighting switch-off		•	•	•	•	•	•	•	•	•	•	•	
	Emergency hatch		•	•	•	•	•	•	•	•	•	•	•	
	Fan		•	•	•	•	•	•	•	•	•	•	•	

CAR WALLS

PANELS	Neocompact Colour	NC02 Red Autumn			•P								
		NC03 White Snow	•	•	•	•		•	•				•
		NC05 Blue Berry		•P									
		NC08 Yellow Sunset					•						
		NC09 Green Orona				•P						•	
	Neocompact Wood	NC11 Cherry Tree						•F			•		
		NC16 Linen Pure									•		
	Neocompact Texture	NC17 Grey Storm									•		
		NC18 Night Garden							•F				•F
		NC19 White Garden					•P					•P	
ST01 St St Base												•	
Panel Stainless	ST02 St St Plus											•	
	Without cladding (for local fit out)	•	•	•	•	•	•	•	•	•	•	•	
Others	Tip-up seat	•	•	•	•	•	•	•	•	•	•	•	
	2 Entrances or 'Through car' for 180, 'Front/Adjacent' for 90 & 270	•	•	•	•	•	•	•	•	•	•	•	
		•	•	•	•	•	•	•	•	•	•	•	

CAR OPERATING PANELS AND INDICATORS

CAR INDICATOR	7 Segment	•	•	•	•	•	•	•	•				
	Dot-matrix									•	•		•
	TFT											•	
	Car direction arrows	•	•	•	•	•	•	•	•	•	•	•	•
	Overload indicator (buzzer & light)	•	•	•	•	•	•	•	•	•	•	•	•
	Direction arrows on entrance return	•	•	•	•	•	•	•	•	•	•	•	•
	Car gong	•	•	•	•	•	•	•	•	•	•	•	•
	Voice synthesizer	•	•	•	•	•	•	•	•	•	•	•	•
	Inductive acoustic coupler	•	•	•	•	•	•	•	•	•	•	•	•
CAR OPERATING PANEL MATERIAL	ST01 St St Base	•	•	•	•	•	•	•	•	•	•	•	
	ST02 St St Plus	•	•	•	•	•	•	•	•	•	•	•	
CAR PUSH BUTTONS	Door close push button	•	•	•	•	•	•	•	•	•	•	•	
	Braille push button	•	•	•	•	•	•	•	•	•	•	•	
	Key switch push button (Standard or eurocylinder)	•	•	•	•	•	•	•	•	•	•	•	
	External call cancelling	•	•	•	•	•	•	•	•	•	•	•	
	Coded call	•	•	•	•	•	•	•	•	•	•	•	
LANDING INDICATOR	7 Segment	•	•	•	•	•	•	•	•	•	•	•	
	Dot-matrix									•	•	•	
	Next departure indicator	•	•	•	•	•	•	•	•	•	•	•	
	Landing gong	•	•	•	•	•	•	•	•	•	•	•	
LANDING PUSH BUTTONS	Key switch push button (Standard or eurocylinder)	•	•	•	•	•	•	•	•	•	•	•	
	Surface mounted push buttons	•	•	•	•	•	•	•	•	•	•	•	

MIRRORS

MIRRORS	MH (Mirror 1/2)	•F	•F	•F	•F	•F	•F	•F	•F				
	MT (Mirror 3/4 narrow)									•F	•F	•F	•F
FINISH	Rear-view mirror (EN 81-70)	•	•	•	•	•	•	•	•	•	•	•	•
	O1 Clear	•	•	•	•	•	•	•	•	•	•	•	•

HANDRAILS

HANDRAILS	HR01 (Aluminium tube)	•L	•L	•L	•L	•L	•L	•L	•L				
	HR02 (Aluminium tube)									•F/L	•F/L		•F/L
	HR04 (Stainless steel tube)											•F/L	•F/L

FINISHES

SKIRTINGS	SK01 Anodized Aluminium (St St finish)	•	•	•	•	•	•	•	•	•	•	•	•
DOOR MATERIALS (car and landing)	ST01 St St Base	•	•	•	•	•	•	•	•	•	•	•	•
	ST02 St St Plus	•	•	•	•	•	•	•	•	•	•	•	•
	Primed sheet (landing door)	•	•	•	•	•	•	•	•	•	•	•	•
DOOR PANEL TYPE	Standard panel (not big vision)	•	•	•	•	•	•	•	•	•	•	•	

FLOORS

SC-PVC HIGH	SC03 Grey Ice		•		•						•		
	SC04 Grey Storm					•		•			•		•
	SC05 Grey Silver	•		•					•				•
	SC06 Beige Sand						•						
OTHERS	Prepared for granite	•	•	•	•	•	•	•	•	•	•	•	•
	Prepared for PVC	•	•	•	•	•	•	•	•	•	•	•	•

Reference Packs



PR1



PR2



PR3



PR4



PR5

Selection Packs



PS1



PS2



PS3



PS4



PS5



PS6



PS7



PS8



PS9

Orona 3G Public Packs

REFERENCE PACKS

SELECTION PACKS

PR1 PR2 PR3 PR4 PR5 PS1 PS2 PS3 PS4 PS5 PS6 PS7 PS8 PS9

CEILINGINGS AND LIGHTING

MODEL	LED Spots	UP31 UP37	•	•														
	LED Panel (200 x 200 mm)	UP41 UP43			•			•					•		•			
	LED Panel (600 x 600 mm)	UP47 UP53									•			•				•
CEILING MATERIAL	ST01 St St Base		•	•	•	•	•	•	•	•	•	•	•	•	•	•	•	•
	ST02 St St Plus		•	•	•	•	•	•	•	•	•	•	•	•	•	•	•	•
OTHERS	Automatic lighting switch-off		•	•	•	•	•	•	•	•	•	•	•	•	•	•	•	•
	Emergency hatch		•	•	•	•	•	•	•	•	•	•	•	•	•	•	•	•
	Fan		•	•	•	•	•	•	•	•	•	•	•	•	•	•	•	•

CAR WALLS

PANELS	Neocompact Colour	NC03 White Snow		•				•P	•		•P		•P						
		NC05 Blue Berry				•P										•L			
		NC09 Green Orona			•														
	Neocompact Wood	NC11 Cherry Tree		•															
		NC12 Wood Sinatra							•	•F									
	Neocompact Texture	NC16 Linen Pure									•								
		NC18 Night Garden				•P						•	•P						
		NC19 White Garden		•F															
	Panel Stainless	ST01 St St Base				•	•						•		•	•	•	•	•
		ST02 St St Plus				•	•						•		•	•	•	•	•
Others	Without cladding (for local fit out)		•	•	•	•	•	•	•	•	•	•	•	•	•	•	•	•	
	Tip-up seat		•	•	•	•	•	•	•	•	•	•	•	•	•	•	•	•	
	2 Entrances or 'Through car' for 180, 'Front/Adjacent' for 90&270		•	•	•	•	•	•	•	•	•	•	•	•	•	•	•	•	

CAR OPERATING PANELS AND INDICATORS

CAR INDICATOR	Dot-matrix		•	•	•	•	•											
	TFT							•	•	•	•	•	•	•	•	•	•	•
	Car direction arrows		•	•	•	•	•	•	•	•	•	•	•	•	•	•	•	•
	Overload indicator (buzzer & light)		•	•	•	•	•	•	•	•	•	•	•	•	•	•	•	•
	Direction arrows on entrance return		•	•	•	•	•	•	•	•	•	•	•	•	•	•	•	•
	Car gong		•	•	•	•	•	•	•	•	•	•	•	•	•	•	•	•
	Voice synthesizer		•	•	•	•	•	•	•	•	•	•	•	•	•	•	•	•
CAR OPERATING PANEL MATERIAL	ST01 St St Base		•	•	•	•	•	•	•	•	•	•	•	•	•	•	•	•
	ST02 St St Plus		•	•	•	•	•	•	•	•	•	•	•	•	•	•	•	•
CAR PUSH BUTTONS	Door close push button		•	•	•	•	•	•	•	•	•	•	•	•	•	•	•	•
	Braille push button		•	•	•	•	•	•	•	•	•	•	•	•	•	•	•	•
	Key switch push button (Standard or eurocylinder)		•	•	•	•	•	•	•	•	•	•	•	•	•	•	•	•
	External call cancelling		•	•	•	•	•	•	•	•	•	•	•	•	•	•	•	•
	Coded call		•	•	•	•	•	•	•	•	•	•	•	•	•	•	•	•
LANDING INDICATOR	7 Segment		•	•	•	•	•	•	•	•	•	•	•	•	•	•	•	•
	Dot-matrix		•	•	•	•	•	•	•	•	•	•	•	•	•	•	•	•
	Next lift indicator		•	•	•	•	•	•	•	•	•	•	•	•	•	•	•	•
	Landing gong		•	•	•	•	•	•	•	•	•	•	•	•	•	•	•	•
LANDING PUSH BUTTONS	Key switch push button (Standard or eurocylinder)		•	•	•	•	•	•	•	•	•	•	•	•	•	•	•	•
	Wall mounted push buttons		•	•	•	•	•	•	•	•	•	•	•	•	•	•	•	•

MIRRORS

MIRRORS	MT (Mirror 3/4 narrow)		•F	•F	•F	•F	•F	•F	•F	•F	•F	•F	•F				•F	
	MW (Mirror 3/4 wide)																•F	•F
FINISH	Rear-view mirror (EN 81-70)		•	•	•	•	•	•	•	•	•	•	•	•	•	•	•	•
	O1 Clear		•	•	•	•	•	•	•	•	•	•	•	•	•	•	•	•

HANDRAILS

	HR04 (Stainless steel pipe)		•L	•L	•L	•L	•L	•F/L	•F/L	•F/L	•F/L	•F/L	•F/L	•L	•F/L	•L		
--	-----------------------------	--	----	----	----	----	----	------	------	------	------	------	------	----	------	----	--	--

FINISHES

SKIRTINGS	SK01 Anodized Aluminium (St St finish)		•	•	•	•	•	•	•	•	•	•	•	•	•	•	•	•
DOOR MATERIAL (car and landing)	ST01 St St Base		•	•	•	•	•	•	•	•	•	•	•	•	•	•	•	•
	ST02 St St Plus		•	•	•	•	•	•	•	•	•	•	•	•	•	•	•	•
	Primed sheet (landing door)		•	•	•	•	•	•	•	•	•	•	•	•	•	•	•	•
DOOR PANEL TYPE	Standard panel (not big vision)		•	•	•	•	•	•	•	•	•	•	•	•	•	•	•	•

FLOORS

SC-PVC HIGH	SC01 Red Cherry																	
	SC03 Grey Ice							•		•							•	
	SC04 Grey Storm		•	•				•		•							•	
	SC05 Grey Silver				•	•												
	SC06 Beige Sand																	•
OTHERS	Prepared for granite		•	•	•	•	•	•	•	•	•	•	•	•	•	•	•	•
	Prepared for PVC		•	•	•	•	•	•	•	•	•	•	•	•	•	•	•	•